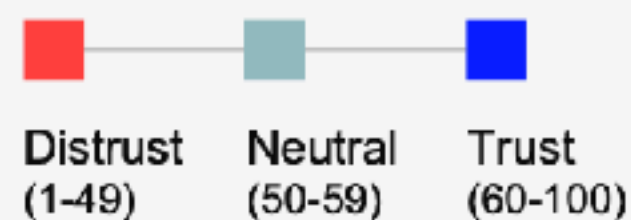




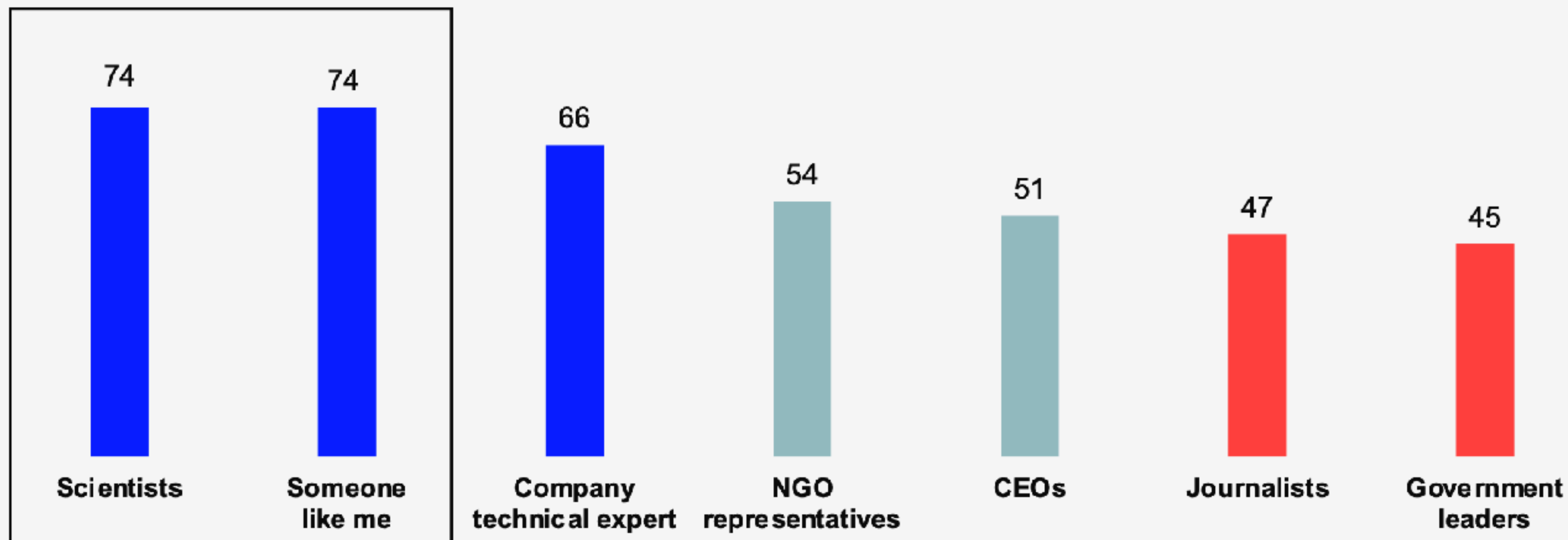
Dispersion of Authority: Peers on Par With Scientists

Percent trust

GLOBAL 26 Excl China, Saudi Arabia



I trust each to tell me the truth about new innovations and technologies

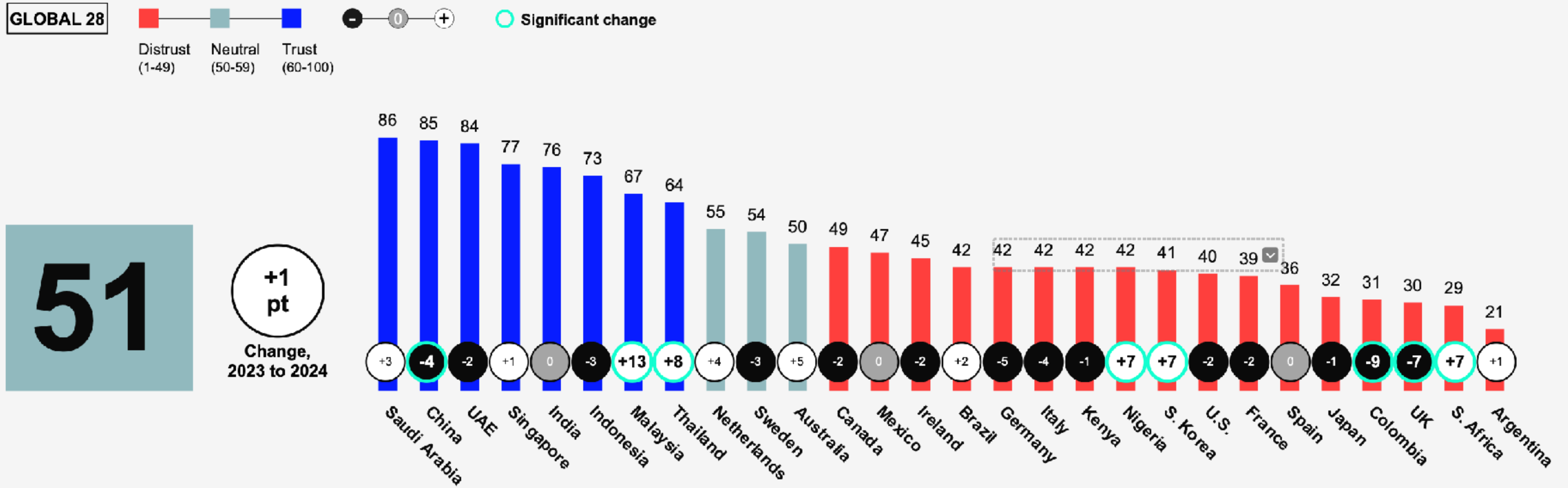


2024 Edelman Trust Barometer. TRU_PEP_TCNG. Below is a list of categories of people. For each one, please indicate how much you trust that person or group of people to tell you the truth about new innovations and technologies. 9-point scale; top 4 box, trust. Question asked of half the sample. General population, 26-mkt avg. "Government leaders" not asked in China or Saudi Arabia.



Government Distrusted in 17 of 28 Countries

Percent trust in government



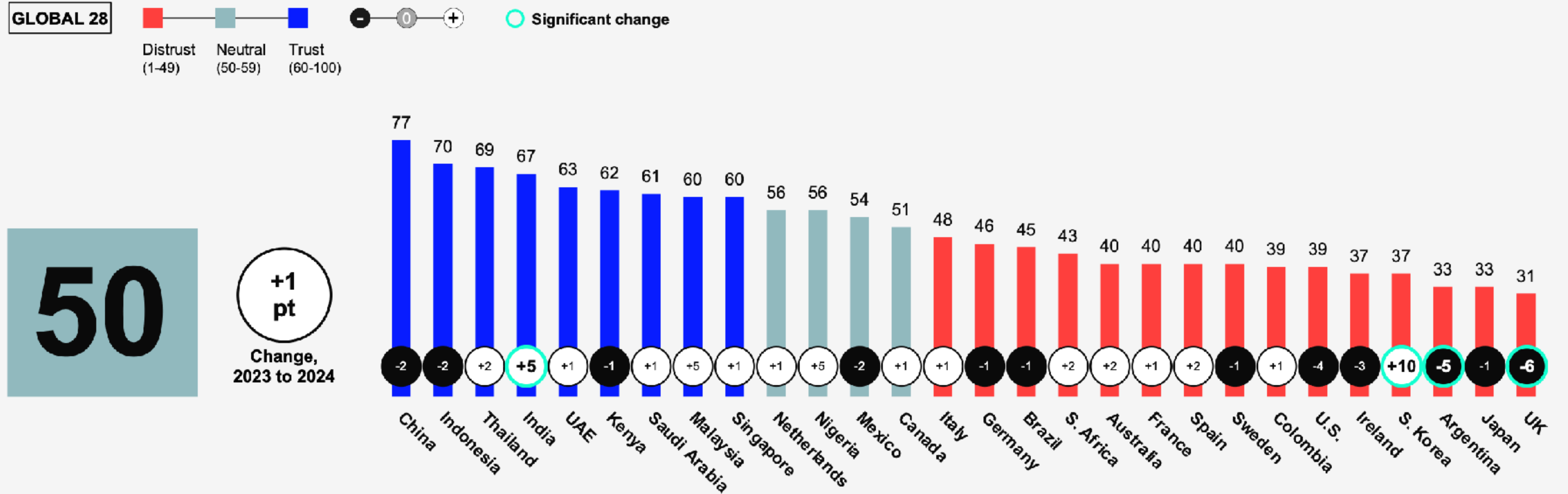
2024 Edelman Trust Barometer. TRU_INS. Below is a list of institutions. For each one, please indicate how much you trust that institution to do what is right. 9-point scale; top 4 box, trust. General population, 28-mkt avg. Year-over-year changes were tested for significance using a t-test set at the 99%+ confidence level.

Due to a translation inconsistency in France, the 2023 government in general data has been imputed using a model. For more details, please see the Technical Appendix.



Media Distrusted in 15 of 28 Countries

Percent trust in media



2024 Edelman Trust Barometer. TRU_INS. Below is a list of institutions. For each one, please indicate how much you trust that institution to do what is right. 9-point scale; top 4 box, trust. General population, 28-mkt avg. Year-over-year changes were tested for significance using a t-test set at the 99%+ confidence level.

For S. Korea, the language used in 2023 for "media" translated to "press." In 2024 it was adjusted to translate as "media."



DISTRUST IS THE DEFAULT: NO BASIS FOR PEACEFUL DEBATE

Which are you more likely to believe?

63% **My tendency is to distrust** until I see evidence that something is trustworthy

vs. _____

My tendency is to trust until I see evidence that something is untrustworthy

Percent who agree

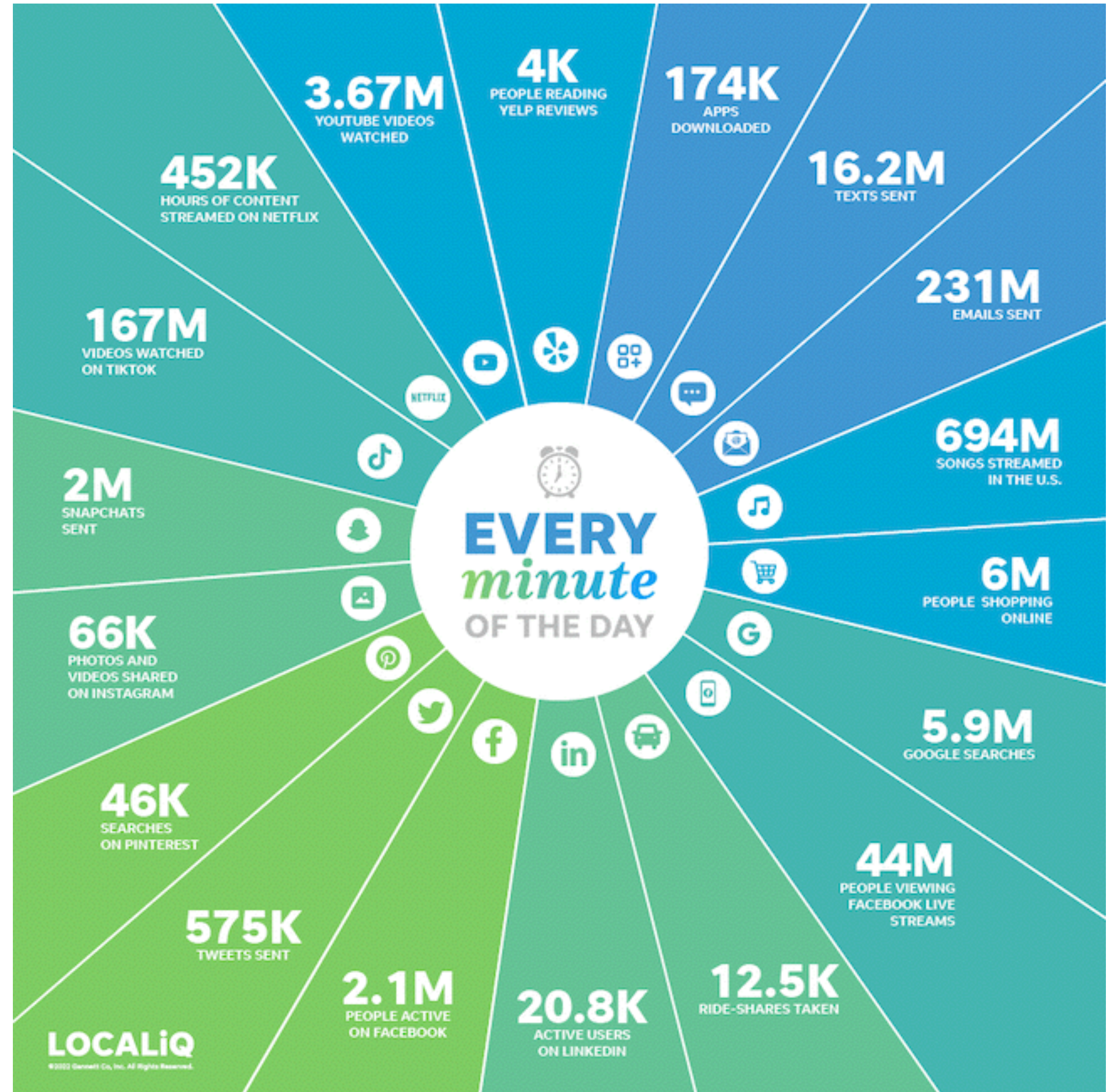
People in this country **lack the ability to have constructive and civil debates** about issues they disagree on

74%



2022 Edelman Trust Barometer. TRU_CHOICE. You are about to see two choices. We want you to choose the one that best describes you and your beliefs. Question asked of half of the sample. POP_MDC. Below is a list of statements. For each one, please rate how true you believe that statement is using a nine-point scale where one means it is "not at all true" and nine means it is "completely true". 9-point scale; top 4 box, true. Question asked of half of the sample. General population, Italy.


sovraccarico informativo





sovraccarico valutazioni

sovraccarico discussioni



Presidio attenzione

Credibilità e fiducia

arrivare prima

arrivare meglio

clickbaiting

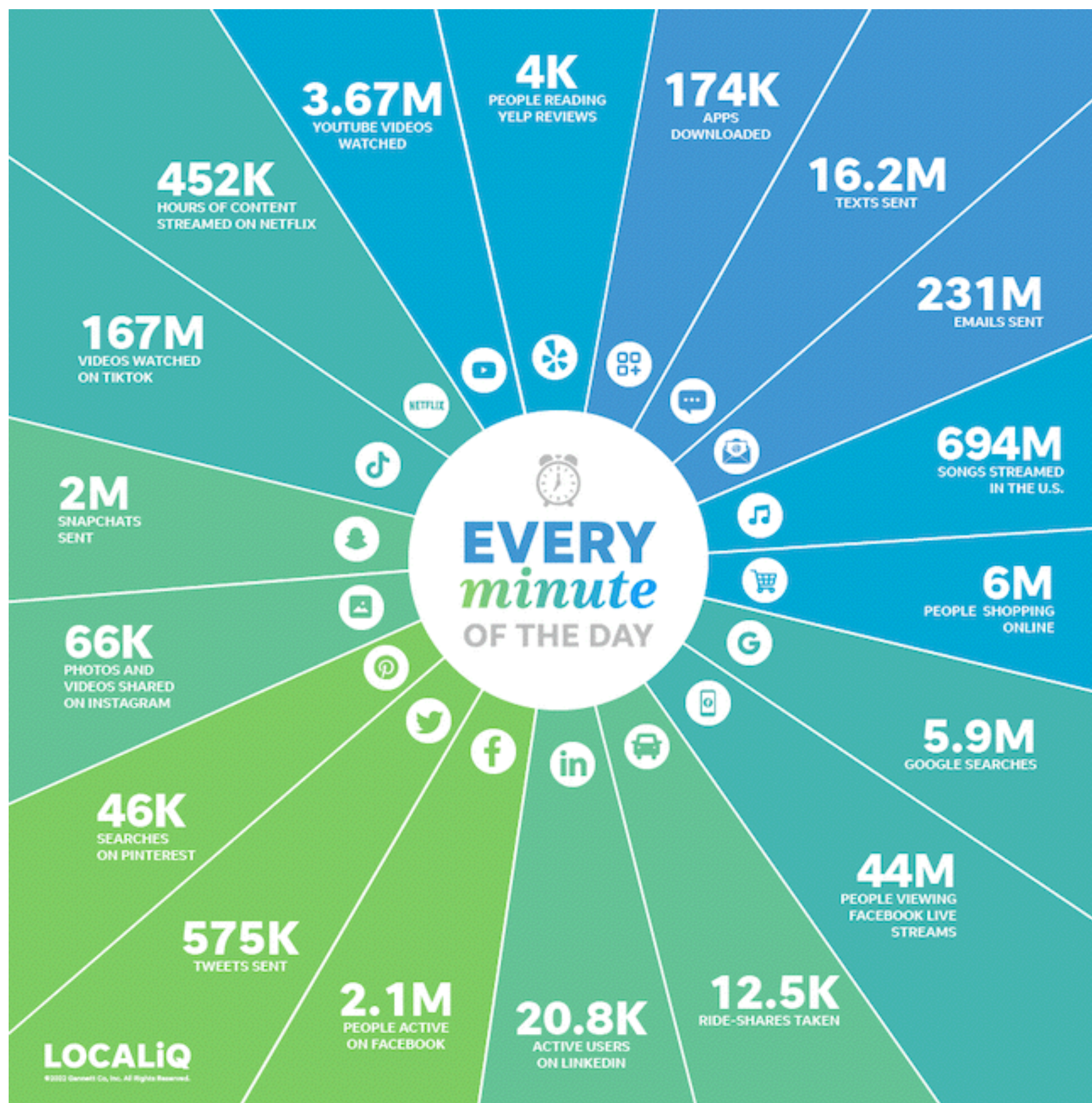
dare valore

scioccare

meravigliare

far reagire

attivare



Sovraccarico
selezionato

Complessità
rilevante

Indifferenza
riconoscibile

Ridondanza
essenziale



**Sono io a dover
intervenire?**



**Meno invettiva
più inventiva.**



**Domandare
prima di dire.**

La disputa felice

Dissentire SENZA LITIGARE
sui social network,
sui media e in pubblico

Bruno Mastroianni



Franco Cesati Editore



Litigando si impara

Disinnescare l'odio online
con la disputa felice

Bruno Mastroianni



Franco Cesati Editore

